

□□□□ □□□□□ □□□□□
Department of Agricultural Marketing
□□□□□□ □□□□□□□□□□ □□□□□□□□□□
□□□□□□□□

Licence for Establishment of Spot Market

Step 1: Enter the login details

The screenshot shows a web browser window with the URL <https://serviceonline.gov.in/configureka/>. The page header includes the Government of Karnataka logo, the text 'ಸೇವಾ ಸಿಂಧು Seva Sindhu', and a tree logo with the text 'ಸೇವಾ ಸಿಂಧು'. The main content area has a dark green background and contains two panels. The left panel, titled 'Apply for Service', has a 'Mobile No' input field, an 'OTP/Password' input field with a 'Get OTP' button, a CAPTCHA image showing '4bF7d5' with a 'Type here' input and a refresh button, and links for 'Forgot Password' and 'New user ? Register here'. A 'Submit' button is at the bottom. The right panel, titled 'Check Your Application Status', has a 'Select Department' dropdown, a 'Select Service' dropdown, and an 'Enter your Application ID' input field. A 'Check Status Now' button is at the bottom. The footer contains '© All Rights Reserved' and 'Powered by SERVICEPLUS'.

Step 2 : Citizen Login will be displayed

ABOUT SERVICE PLUS

Welcome to Service Plus

ServicePlus is a generic application to provide an electronic delivery for all the services provided by The Government to The citizen. The Government of India, State Governments and Local Governments are providing various services to benefit the citizens at Centre, State or Local level primarily Government to Citizen (G2C) and Government to Business (G2B). The services provided are either demand driven or mandated by the legislation. The services provided by Government can be categorized as:

1. Regulatory Services: Regulatory services are services like trade licence, permit for construction of a building etc that can be denied by the Government.
2. Statutory Services: Statutory services are services like Issuance of Birth/Death certificate which cannot be refused by Government.
3. Developmental Services: Developmental Services are services or schemes provided by Government for the benefit of citizens like NREGS, IAY, Old age Pension etc.

The following are the salient features of the software -

1. Service(s) will be created online
2. Citizens will be submitting applications online
3. Service units will be able to receive application online
4. Service units will be able to verify documents and application fee online
5. Service units will be able to escalate application to some other person, in the case of absence of dealing authority, online
6. Citizens will be monitoring Application status online
7. Private Service Access Providers will be participating in the application receipt/submission and service delivery process online message.ekyc.add.mapping=Please add atleast one mapping

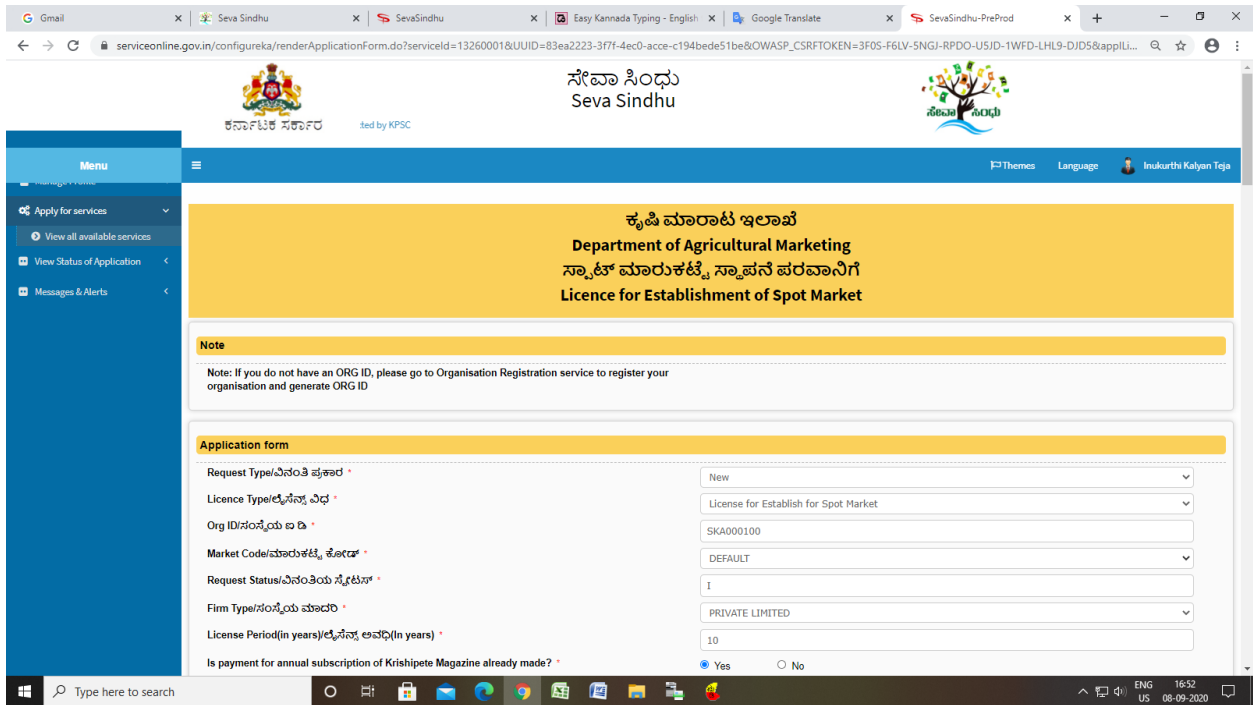
Step 3 : Search the required service and click to open

Apply For Services / View All Available Services

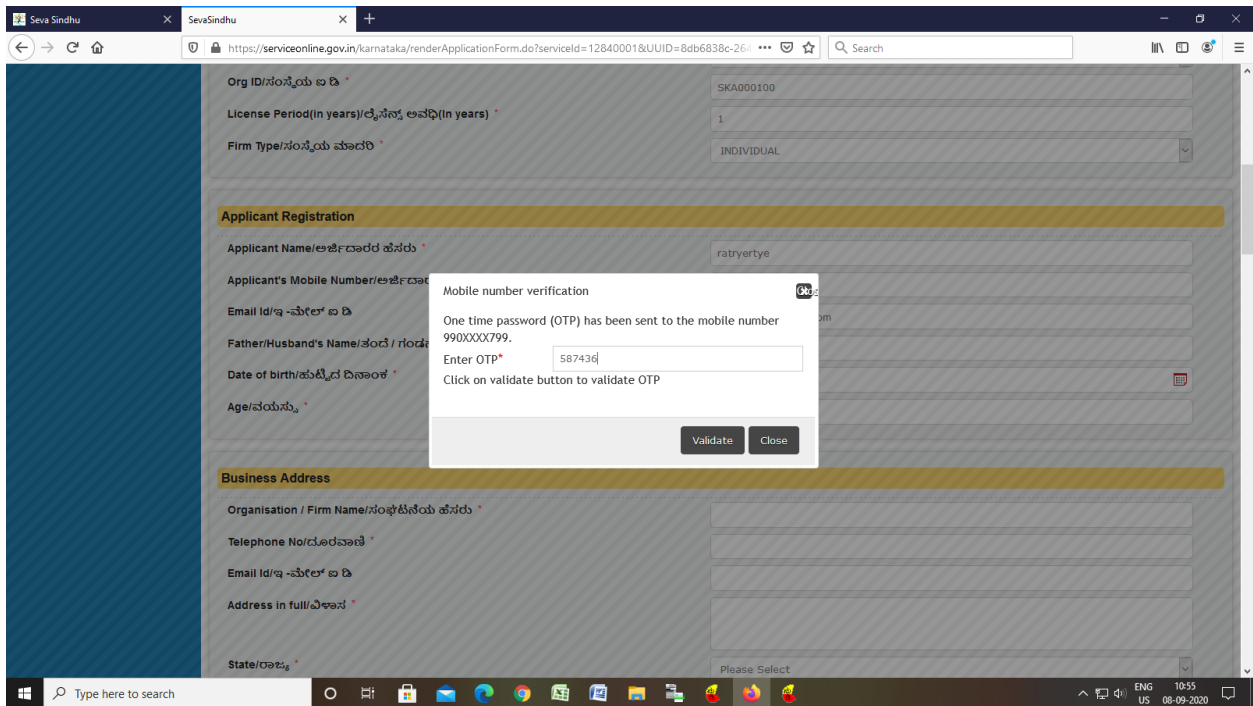
view:

SL.No.	Service Name	Department Name	State
1	Accident Relief Fund-KSRTC	Karnataka State Road Transport Corporation	KARNATAKA
2	Accident Relief Fund - NEKRTC	NEKRTC	KARNATAKA
3	Accident Relief Fund-NWKRTC	NWKRTC	KARNATAKA
4	Acid Victim Pension	Directorate of Social Security and Pensions	KARNATAKA
5	Admission for Morarji Desai Residential school - Minority Welfare Department	Minority Welfare Department	KARNATAKA
6	Admission for Pre and Post matric hostels - Minority Welfare Department	Minority Welfare Department	KARNATAKA
7	Agricultural Family Member Certificate / ವ್ಯವಸಾಯಕಾರರ ಕುಟುಂಬದ ವ್ಯಕ್ತಿಗಳಿಗೆ ಪ್ರಮಾಣ ಪತ್ರ	Revenue Department	KARNATAKA
8	Amendment of Bye Laws of Souharda co-operative society	Registrar of Cooperative Societies	KARNATAKA
9	Amendment of License to Manufacture Insecticides	Agriculture Department	KARNATAKA
10	Amendment of Manufacture License for Micro, Multinuclei, Multinuclei	Agriculture Department	KARNATAKA

Step 4 : Fill the Applicant Details & Photocopies details



Step 5 : Enter the OTP and verify mobile Number and Validate



Step 6 : Click on I agree checkbox and fill the Captcha Code as given & Submit

action against such Agricultural Marketing.

I have not been guilty of any offence or misconduct in any of the market committees working under the Directorate of Agricultural Marketing

I am not a partner with any person to whom a license has been refused.

I have not applied for this license just to avail of advantages accruing there from

I have not caused any disturbance hitherto for the smooth and healthy functioning of any market committee or entered into any disreputable or fraudulent transaction with any person in the State.

I Agree

Additional Details

Apply to the Office * Department of Agricultural Marketing (STATE)

Word verification

jw62ka

Please enter the characters shown above

[Draft](#) [Submit](#) [Close](#) [Reset](#)

MINISTRY OF PANCHAYATI RAJ | Digital India | data.gov.in | india.gov.in | DeltY | PMINDIA

Site is technically designed, hosted and maintained by National Informatics Centre
Contents on this website is owned, updated and managed by the Ministry of Panchayati Raj
POWERED BY SERVICEPLUS

Step 7: A fully filled form will be generated for user verification

message draftRefId:ote

Application form

Request Type/ವಿವರಣೆ ವಿವರಣೆ:	New
License Type/ವಿವರಣೆ ವಿವರಣೆ:	License for Establish for Spot Market
Org ID/ವಿವರಣೆ ವಿವರಣೆ:	SKA000100
Market Code/ವಿವರಣೆ ವಿವರಣೆ:	DEFAULT
Request Status/ವಿವರಣೆ ವಿವರಣೆ:	I
Firm Type/ವಿವರಣೆ ವಿವರಣೆ:	PRIVATE LIMITED
License Period(in years)/ವಿವರಣೆ ವಿವರಣೆ:	10
Is payment for annual subscription of Krishipeeta Magazine already made? :	Yes

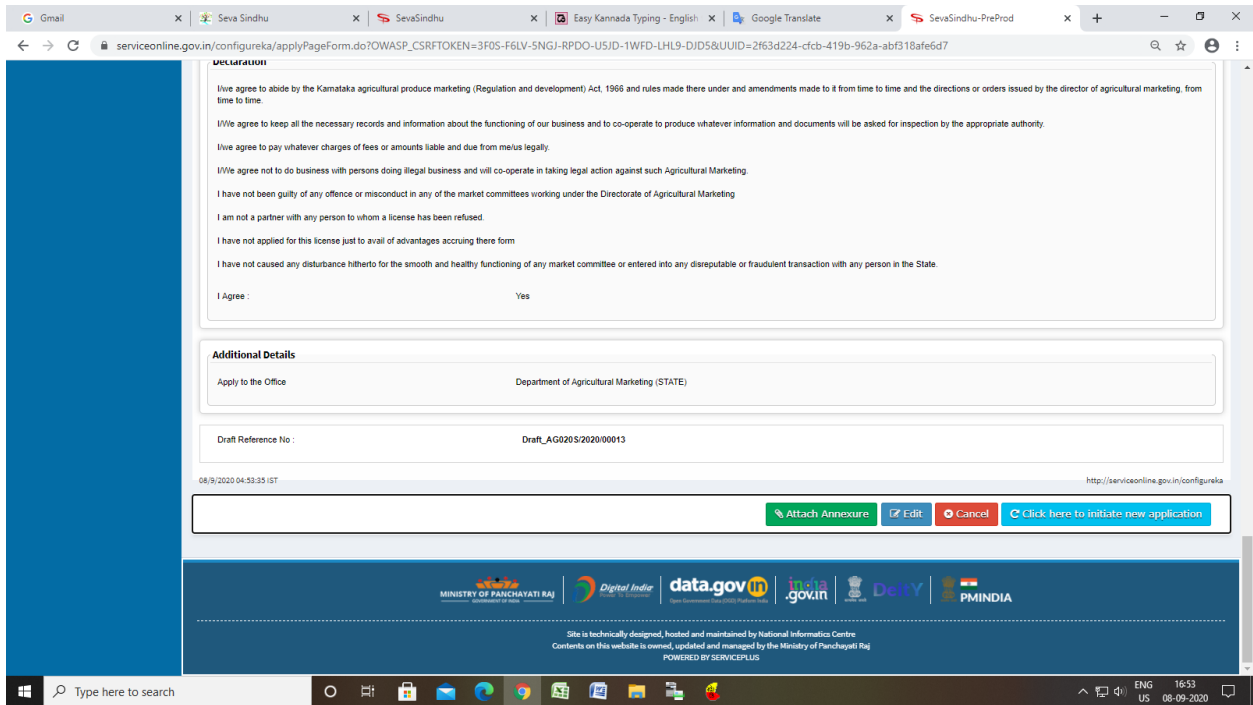
Applicant Registration

Applicant Name/ವಿವರಣೆ ವಿವರಣೆ:	eeuvve
Applicant's Mobile Number/ವಿವರಣೆ ವಿವರಣೆ:	9900194799
Email Id/ವಿವರಣೆ ವಿವರಣೆ:	govindgovda6@gmail.com
Father/Husband's Name/ವಿವರಣೆ ವಿವರಣೆ:	rter

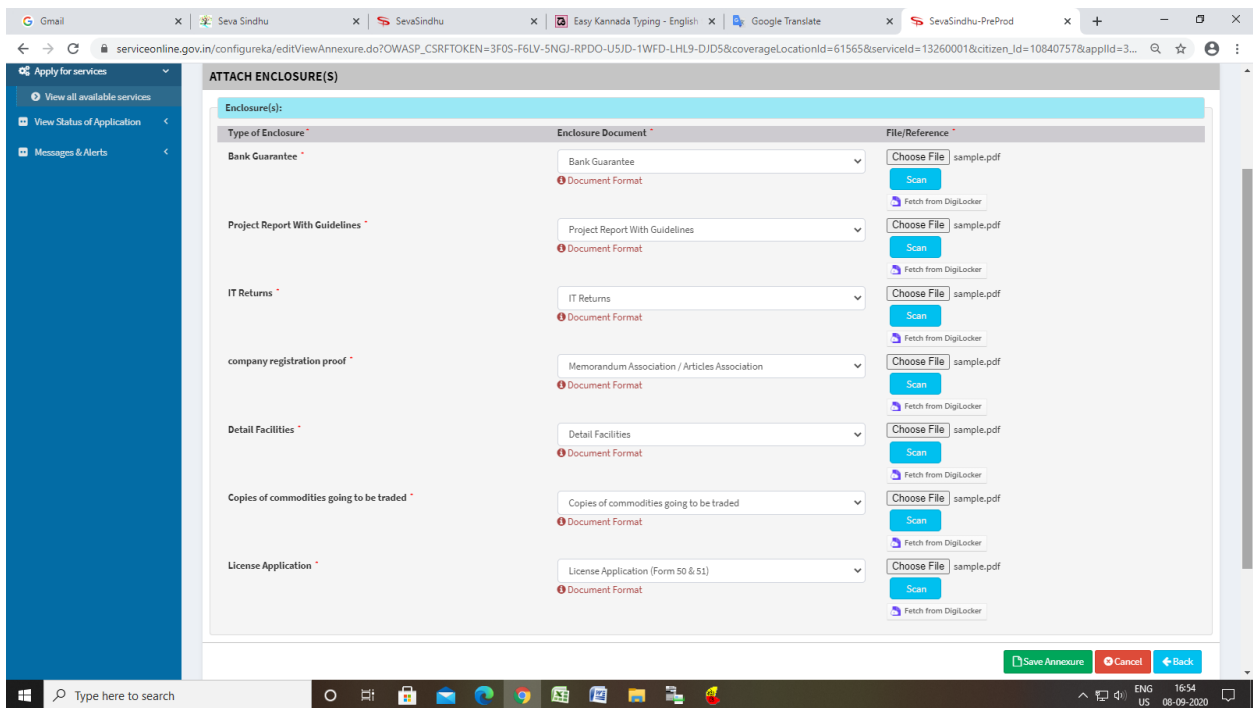
Business Address

Organisation / Firm Name/ವಿವರಣೆ ವಿವರಣೆ:	rtter
-----------------------------------------	-------

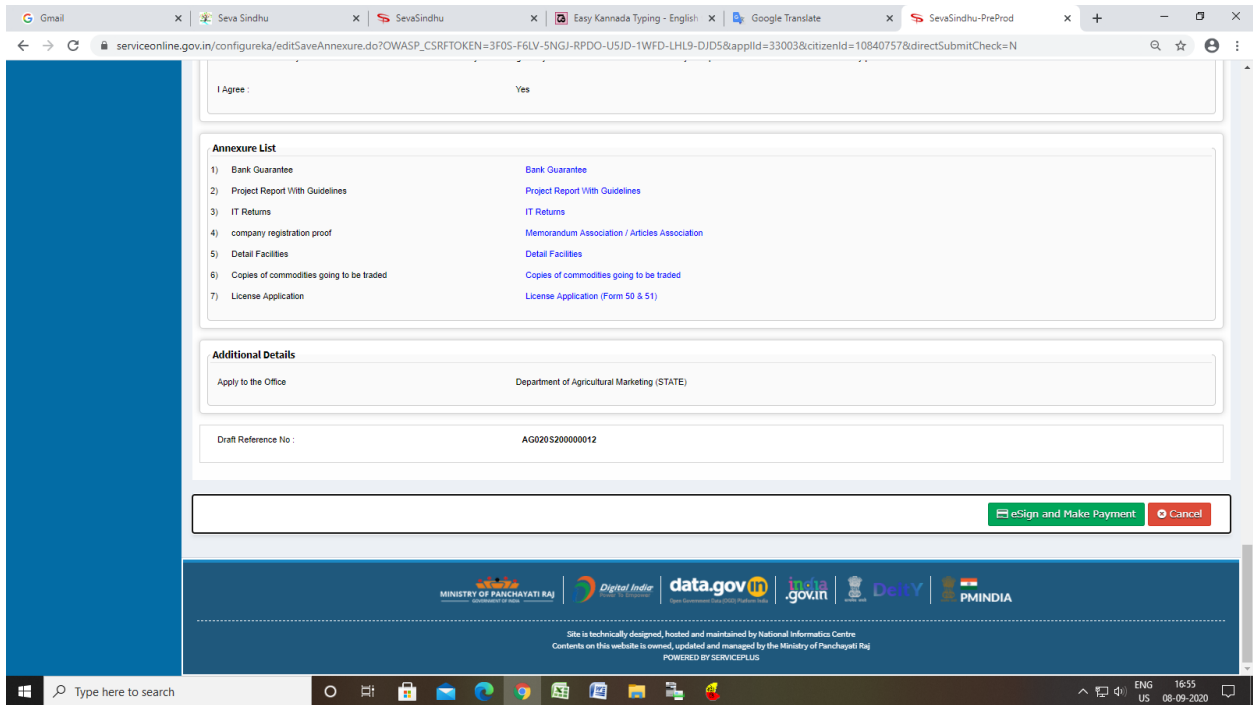
Step 8 : Click on Attach Annexure



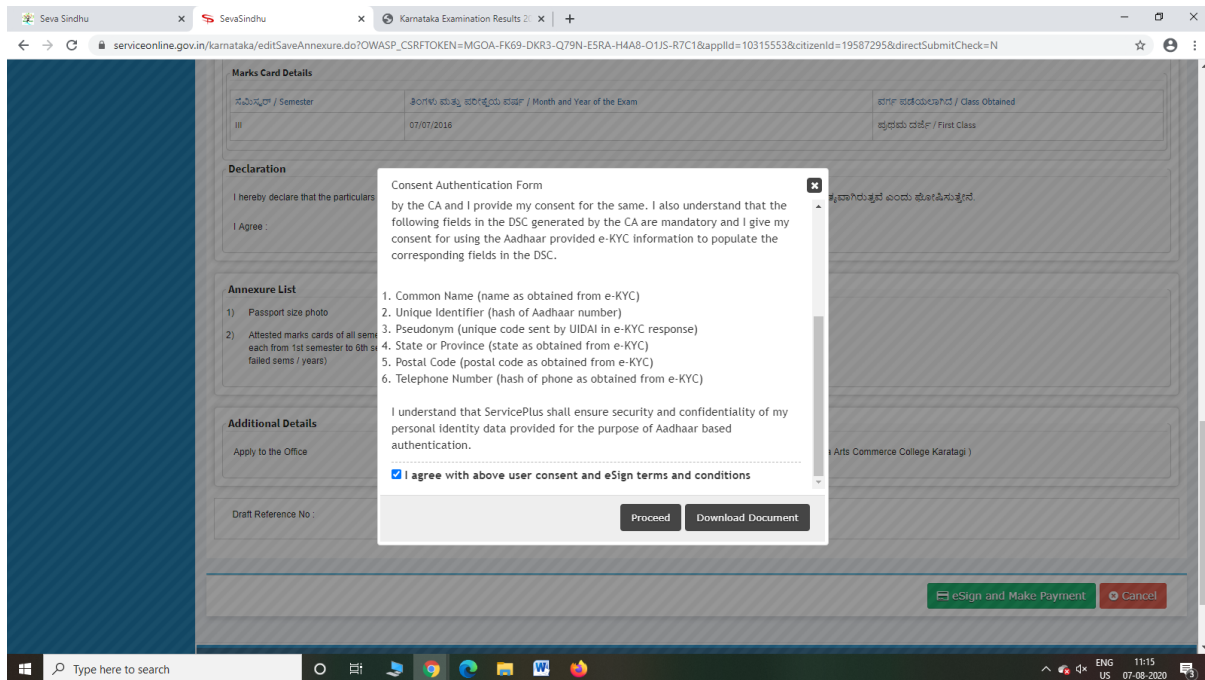
Step 9: Attach the annexures and save them



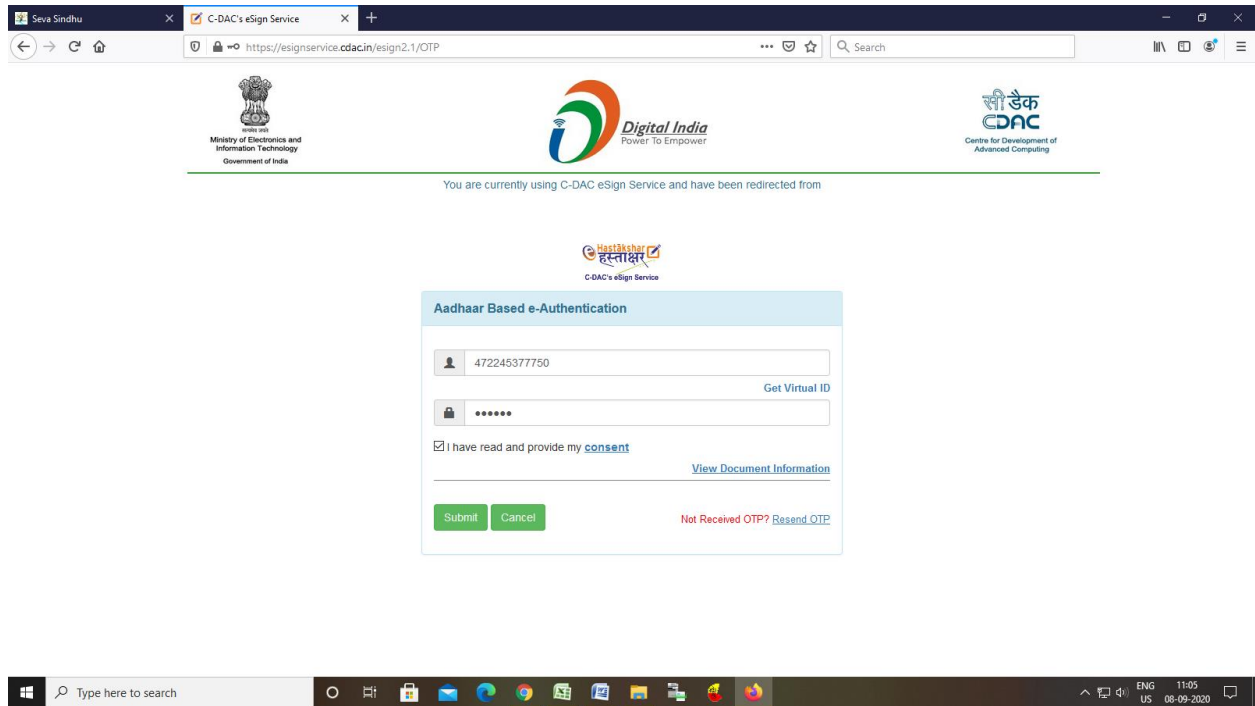
Step 10: Saved annexures will be displayed



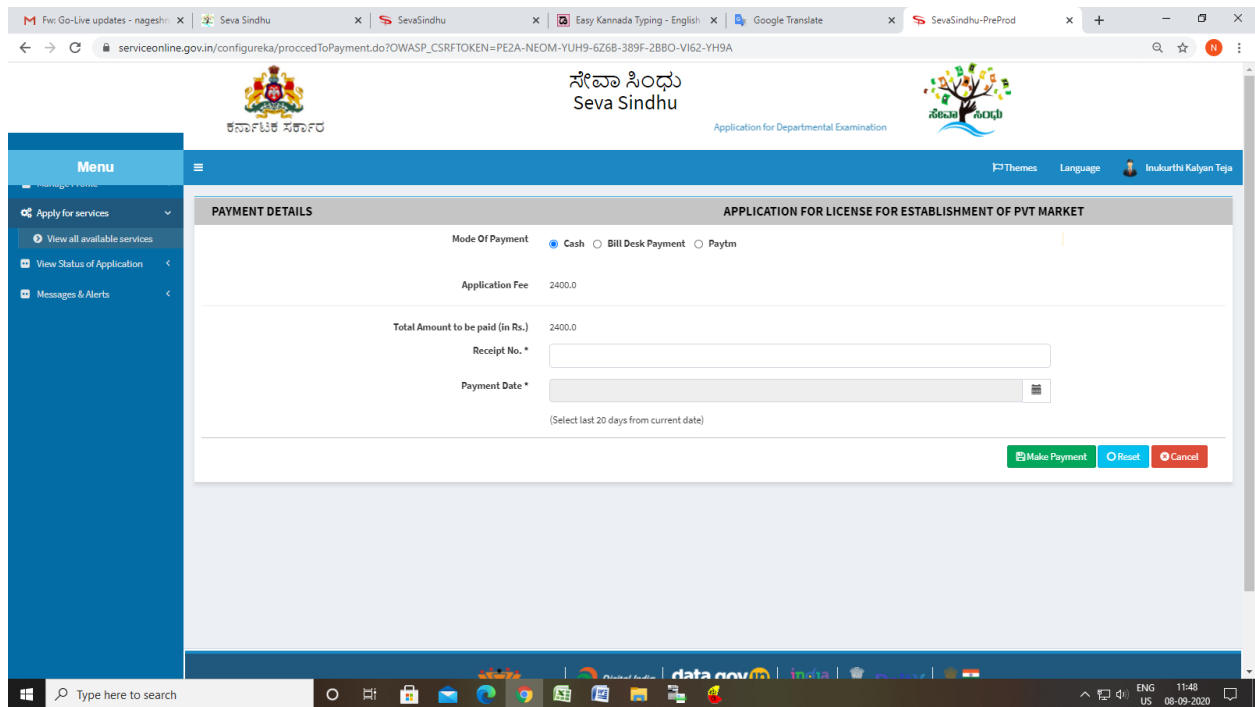
Step 11 : Click on e-Sign and proceed



Step 12: eSign page will be displayed. Fill Aadhar number to get OTP and proceed to payment



Step 13: Click on Make Payment and proceed



Step 14: After Payment is Successful, sakala acknowledgement will be generated

Apply for services

- View all available services
- View Status of Application
- Messages & Alerts

APPLICATION ACKNOWLEDGEMENT



Sakala Acknowledgement/ಸಕಾಲ ಸ್ವೀಕೃತಿ

Office Name /ಕಛೇರಿ ಹೆಸರು	Department of Agricultural Marketing
Sakala No/ಸಕಾಲ ಸಂಖ್ಯೆ	AG007S200000019
Application Date /ಆರ್ಜಿಯ ದಿನಾಂಕ	08/09/2020
Service Requested /ವಿನಂತಿಸಿದ ಸೇವೆ	Application to grant Broker License
Applicant Name /ಆರ್ಜಿದಾರರ ಹೆಸರು	ghdhdghg
Applicant Address /ಆರ್ಜಿದಾರರ ವಿಳಾಸ	Krishna temple streettrtr
Mobile No /ಮೊಬೈಲ್ ಸಂಖ್ಯೆ	9996253522

Documents Submitted /ದಾಖಲಾತಿಗಳನ್ನು ಸಲ್ಲಿಸಿದವು	Type of document(s)	Document(s) Attached
	encumbrance certificate	encumbrance certificate
	Address proof	Aadhar Card
	GST Registration Certificate	GST registration certificate
	Aadhar Card	Aadhar Card
	Rent/Lease Agreement	Rent Agreement
	Ownership document	Ownership document
	passport size photograph	passport size photograph
	License Agreement	License Agreement
	Application Form	Application Form

Payment Status /ಪಾವತಿ ಸ್ಥಿತಿ	Payment Paid Successfully/ಪಾವತಿ ಯಶಸ್ವಿಯಾಗಿ ಪಾವತಿಸಲ್ಪಟ್ಟಿದೆ
Payment Mode /ಪಾವತಿ ವಿಧಾನ	Cash
Transaction ID /ವ್ಯವಹಾರದ ಕೋಡ್	Not Applicable/ಅನ್ವಯಿಸುವುದಿಲ್ಲ
Transaction Date and Time /ವ್ಯವಹಾರದ ದಿನಾಂಕ	07/09/2020